

**BRIAN JAMES TRAILERS**

Connected to you

**CarGO**  
*All Plant***Created for construction**

CarGO All Plant epitomises the Brian James Trailers approach to resolving challenges. There is nothing included that is not needed and nothing left out that is. CarGo All Plant simply does what you expect. It works hard, works long and works safe.

Striving for perfection is part of the Brian James Trailers way. In order to match your perfect trailer you can choose from a wide range of All Plant models, from a tough single axle right up to a super robust tri-axle version.



# CarGO All Plant

Civil engineering, building and plant machinery transportation is tough work. It requires a trailer capable of withstanding impacts, extreme wear and tear and at the same time be able to cope with varying maintenance. CarGO All Plant is a designed from the outset to fulfil these requirements.

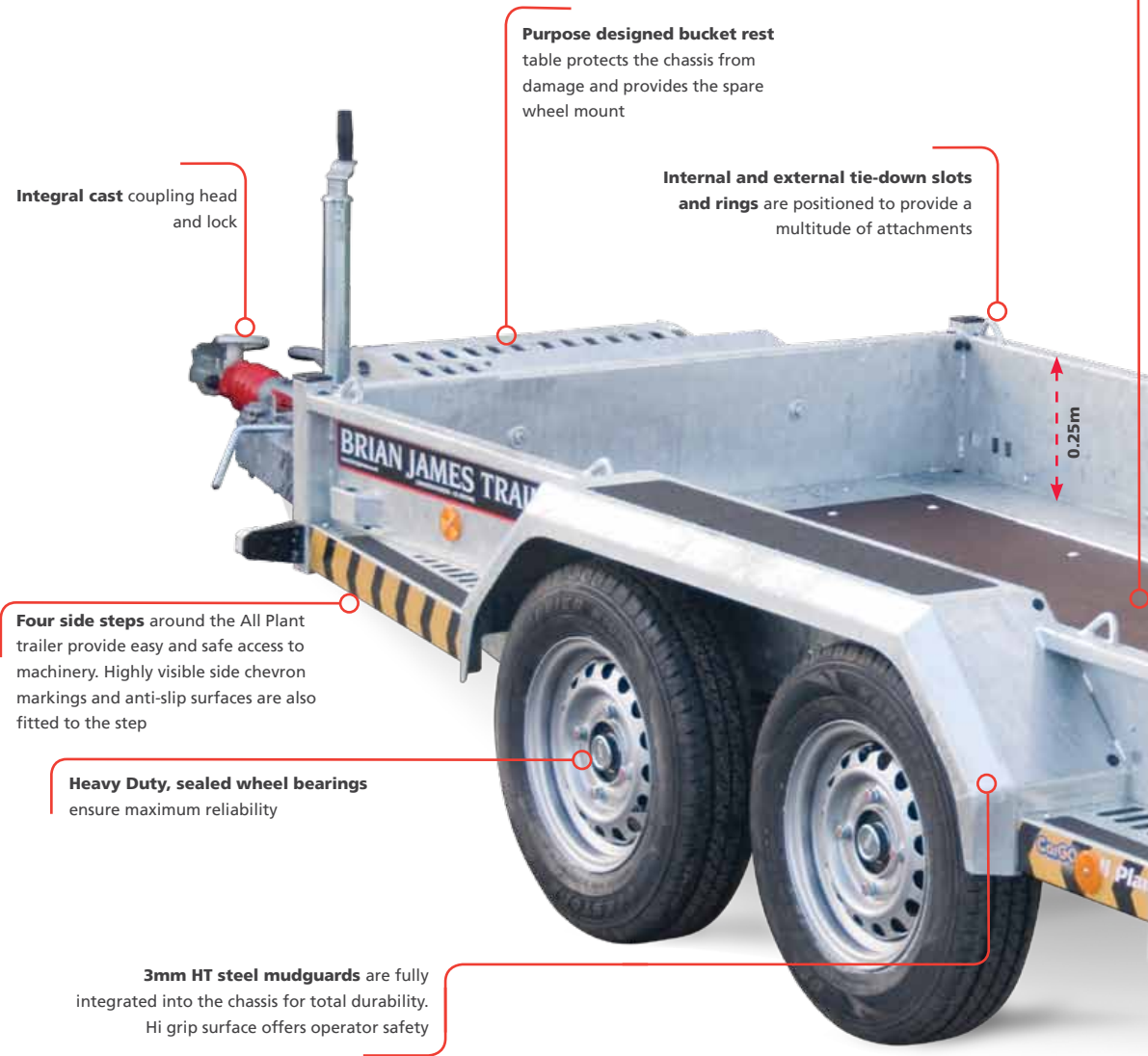
Of particular interest to all operators is the highly stable towing resulting from easily achievable correct weight distribution. The deck features an extra central support that even the heaviest machinery such as road rollers can't damage. CarGO All Plant models provide the flexibility of a general purpose trailer that can handle loose materials just as well as an extensive range of machinery and equipment. CarGO All Plant is manufactured to full EEC approved standards.



Substantially reinforced deck ensures that destructive equipment such as rollers will not cause structural damage

CarGO All Plant Product codes	Load bed width	Overall width	Load bed height	Axles	Wheel / tyre size	Gross cap. Kg	Load cap. Kg*	Tie-downs, inboard	Working loading angle
<b>2.65m (8ft 8) Bed length</b>									
540-0010	1.30m (4'3)	1.82m (6')	0.38m	1	13" (195/50)	1,500	1,025	6 pts	13°
540-0110	1.30m (4'3)	1.82m (6')	0.40m	2	13" (165 6pr)	2,700	2,130	6 pts	14°
540-0020	1.60m (5'3)	2.10m (7')	0.38m	1	13" (195/50)	1,500	1,003	6 pts	13°
540-0120	1.60m (5'3)	2.10m (7')	0.40m	2	13" (165 6pr)	2,700	2,100	6 pts	14°
<b>3.10m (10ft 2) Bed length</b>									
540-1110	1.30m (4'3)	1.82m (6')	0.40m	2	13" (165 6pr)	2,700	2,100	8 pts	14°
540-1120	1.60m (5'3)	2.10m (7')	0.40m	2	13" (165 6pr)	2,700	2,070	8 pts	14°
540-1310	1.60m (5'3)	2.10m (7')	0.39m	2	13" (195/50)	3,500	2,789	8 pts	13°
540-1130	1.85m (6'1)	2.30m (7'6)	0.40m	2	13" (165 6pr)	2,700	2,022	8 pts	14°
540-1320	1.85m (6'1)	2.30m (7'6)	0.39m	2	13" (195/50)	3,500	2,740	8 pts	13°
<b>3.70m (12ft 1) Bed length</b>									
540-2110	1.60m (5'3)	2.10m (7')	0.40m	2	13" (165 6pr)	2,700	2,033	8 pts	14°
540-2310	1.60m (5'3)	2.10m (7')	0.39m	2	13" (195/50)	3,500	2,751	8 pts	13°
540-2330	1.60m (5'3)	2.10m (7')	0.41m	3	10" (195/55)	3,500	2,729	8 pts	15°
540-2120	1.85m (6'1)	2.30m (7'6)	0.40m	2	13" (165 6pr)	2,700	1,992	8 pts	14°
540-2320	1.85m (6'1)	2.30m (7'6)	0.39m	2	13" (195/50)	3,500	2,710	8 pts	13°
540-2340	1.85m (6'1)	2.30m (7'6)	0.41m	3	10" (195/55)	3,500	2,689	8 pts	15°

\* Unladen weight of each trailer includes the spare wheel and the bucket rest.



**CarGO All Plant trailers** feature a tough mesh tail ramp. The top half is designed to reduce wind drag and is well supported for heavy loads. The bottom section is aluminium 5 bar checker plate for ultimate durability and grip



**Robust protection** provided to rear lamp clusters. Lighting installation fully approved to ECE R48

**Gas spring assisted tail lift** ensures that lifting operation regulations are easily met

**Spare wheel** mounted in well protected location under bucket rest

**Tail ramp** provides low loading angle. Constructed from galvanised steel, aluminium checker plate and a heavy duty weld-mesh for aerodynamic performance

**Heavy duty ACME thread clamps** retain the tail ramp for absolute security and silence

**Number plate holder** provides quick release facility, without fasteners

**Rear Support 'kneel' bar** ensures a stable and safe loading experience

**Purpose designed bucket rest table** also provides the spare wheel mount



**Long drawbar** provides plenty of space for digger dipper arms



**Tri-axle, 10" wheels, 3.5t gross** provides additional towing stability



**Single axle, 1.5t gross** ideal for micro-digger machines

**BRIAN JAMES TRAILERS**

Connected to you



## Standard features



**Spare wheel**  
supplied with CarGO All Plant trailers, mounted at front



**Strong chassis / body**  
from a one piece design. Includes many side rope hooks



**Protection**  
Rear lamps, are well protected from damage in steel housings



**HD mesh ramp**  
HD welded mesh & aluminium tread plate. Strong, good grip plus a low loading angle



**Rope hooks / slots**  
Multiple attachment hooks & slots along both sides and front for securing loads with ropes



**Inboard tie-downs**  
An innovation to make tie-down points available exactly where they are needed



**Locking head**  
Cast steel coupling head with integrated lock. Additional security items available



**Progressive suspension**  
Independent suspension offers superior ride characteristics and long-term durability



**Support stand**  
a strong rear deck support provides a stable loading experience



**Heavy Duty bed**  
HD decking with longitudinal superstructure providing full support to plant equipment such as rollers



**Gas ram assisted ramp**  
is operated with a powerful gas spring. Minimal effort is required to lift or lower the ramp



**Silent, locked**  
The loading ramp is held in place with secure clamp fasteners. Rubber buffers further reduce noise & vibration


## Options



**Ladder rack**  
Rack incorporates end stops and multiple tie-down points



**High mesh sides**  
Removable 0.8m high side mesh extensions, all around




**Durable tread plate**  
Aluminium tread plate fitted over standard commercial deck material for real durability



**40mm eye coupling**  
Available for applications in which a pin and eye coupling is required.



**Datatag**  
Thatcham TQA accredited and provides a 20% discount on Datatag Trailer Insurance premiums



**Tail ramps**  
Specially designed tail panel incorporating 'knife edge' loading ramps with a special tapered side for safety. The panel includes a HD wire-mesh infill which provides all the benefits of a full panel. This loading panel provides additional facilities and durability for tracked machine transport. Please also see photograph on front cover



**Security products**  
Security heads, Wheel bar locks, External box locks, Datatag electronic ID transponder

Brian James Trailers Ltd, Sopwith Way, Drayton Fields Ind Est, Daventry, Northamptonshire, NN11 8PB.

For information on your local BJT dealer in the UK please visit the web site and use the dealer locator system to assist you. Alternatively, we will always be pleased to provide all assistance possible when you call the sales team on the number below:

**Tel. 01327 308833** [www.brianjames.co.uk](http://www.brianjames.co.uk)  
info@brianjames.co.uk  
Fax. 01327 308822